



Walking with God:

A Study on the Book of

Ruth

Day Four

By Mary Kane www.onlybyprayer.com

Image courtesy of graur razvan ionut/ FreeDigitalPhotos.net

Following God: A Study on Ruth

Day Four

I am so glad that you have decided to join me again today for Bible study. God promises that His word never returns to Him void. In due season, if you do not give up, you will reap a harvest of righteousness. I am praying for you to receive the implanted word of God and that it will continue to conform you into the image of His Son, Jesus Christ.

As usual, start your computer and go to the BLB website; gather your journal, highlighter, pen and Bible. Please take a moment to ask God to forgive you of any known sin, fill you with His Holy Spirit and open the eyes of your heart to His Word. Today we are going to focus on the meaning behind the names of Ruth Chapter One. Let's begin our study.

1. Please read Ruth Chapter One out loud. Remember, research supports that comprehension of a text increases with repeated readings.
 - a. What is God speaking to you today as you read Ruth Chapter One?
2. In your Journal, please make a list of all proper nouns (names of people, places or things), leaving a couple of lines between each entry.
3. In order to research the importance of names to the ancient Hebrew people, we are going to learn how to use another study tool on BLB. Go over to the left of your screen and in the Blue Letter Bible pane, please click on the link labeled *Study Tools*. Then click on the *Encyclopedias and Dictionaries* link. Next, click the *Dictionary Word Search (over 53,00 entries)* link and you should see a screen that looks like this:




4. Please click on the **N** button. If nothing has happened, but scroll down and you will see a list of words, alphabetically arranged, starting with *N*. Scroll down and click on the blue entry *Name [I, N, V]*.
 - a. Please read the first two entries and record your findings in your journal.


Hayford's Complete Bible Handbook states that the people of the Bible were very concerned with the prophetic meaning of names. They strongly believed that a connection existed between the meaning of a name and that person's character.

5. Please type Ruth 1:1 in the *Word or Verse* search bar and let's begin our name research.

a. The first proper noun that is written in 1:1 in the ESV is *Bethlehem*. Please click on the *C* button on the left and scroll down the *Lexicon/Concordance for Ruth 1:1* and click on the blue *H1035*.

You may have noticed in the section labeled *Root Word (Etymology)* that the English word *Bethlehem* is actually derived from two Hebrew words *beth* and *lehem*. See the diagram below.

Transliteration	Pronunciation
<i>Beyth Lechem</i>	bāth leh'·khem (Key) 
Part of Speech	Root Word (Etymology)
proper locative noun	From בֵּית (H1004) and לֶחֶם (H3899)
TWOT Reference	
241b	



- Please click on each of these numbers (*H1004, H3899*) and record the meanings of each of these Hebrew words in your journal.
- Please comment on the meaning of *Bethlehem* in relation to what is happening in Bethlehem in Ruth 1:1.
- Can you think of another name for Jesus that relates to the meaning of *lehem*? (If you need a hint please type John 6:35 in the *BLB Word or Verse* search bar on the right of your screen.)

Isn't God amazing? In the city of the House of Bread, Jesus the Bread of Life is born in a manger—a holder of grain—from which bread is made.

- Now please look up Judah, Moab and Ephrathite and record their meanings in your journal. (Note—in order to look up the meaning of *Judah* first click on the blue box with the *V*, scroll down and click on *WL C* (Westminster Leningrad Codex) and then click on the blue box with the *C* next to Ruth 1:1. Scroll down the *Lexicon/Concordance for Ruth 1:1* and click on the *H* number for Judah.)

6. Next we will turn our attention to the names of the people of Chapter One.

- Please click on the *C* button for Ruth 1:4 and click on the blue *H* number for *Ruth*. Please follow the *Root Word (Etymology)* link for *Ruth's* name. Record what you learn about the name *Ruth* in your journal.

i. Thus far in our study, how has Ruth lived up to the meaning of her name?

ii. As you just learned, the primitive root word for Ruth is *ra'ah*, which means "to feed to graze, to pasture, to shepherd." Apply these definitions to the concept of *friendship* by finishing the following sentence: "Our friends should be people who _____."

b. Now please do the same procedure for the rest of the names in Chapter One and record your findings. Please follow the *Root Word (Etymology)* link for Orpah's name.

7. Now please answer the following questions:

a. Did Elimelech live up to the meaning of His name?

b. Please look up Psalm 37:18-19 and write a summary of these verses in your journal.

c. Keeping in mind the meaning of Elimelech's name and Psalm 37:18-19, what should Elimelech have done when confronted with the famine?

d. What can we learn from Elimelech?

e. What unusual thing concerning a name occurs in verse 20?

i. What does *Mara* mean? Look it up on BLB.

ii. Which name do you think will mark Naomi's life— pleasantness or bitterness?

f. When traced back to its root, how did Orpah live up to the meaning of her name?

g. What did you discover about Ruth? How did Ruth live out the meaning of her name concerning her relationship with Naomi?

We have saved the most important name for last!

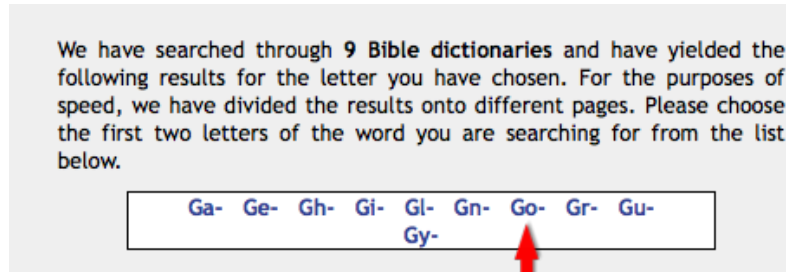
10. What name is used for God in verse 6? Please write it exactly as it looks in Ruth 1:6, in your journal.

a. You should have written *LORD*. Big capital *L* with little capitals for the *o*, *r*, and *d*.

11. This is the name for God that the Hebrew people considered so holy that it was

unspeakable—even un-writeable. When you see God’s name written in this manner, *LORD*, it is God’s covenant name—Yahweh. One meaning behind the Hebrew definition of *LORD* is *I AM THAT I AM*. This name of God is known as the *Tetragrammaton*.

Let’s do a dictionary search on this term to see what we can learn about this extraordinary name for God. Please click on *Study Tools* in the Blue Letter Bible pane on the left side of your screen. Click on *Encyclopedias and Dictionaries*. Click on *Dictionary Word Search* and then click on the blue box with *G* in it. Scroll down until you see the following:



Now click on *Go-*.

Scroll down and click on *God, Names Of (I)*. Please read entry 4, *'Adhon, 'Adhonay* and entry 5, *Yahweh (Yahweh)*. Please notate information on this amazing name of God in your journal.

12. What is God telling to your about His name *LORD*?

- a. Right now, focusing on what God is teaching you about His character and provision for you in this season of life, what name would you give God?

In closing, whatever you are facing today, health concerns, financial difficulties, work issues, grievous sin, family troubles—GOD IS. Call on His Name. He is waiting to help you *return* to Him and to *redeem* your life.

In Christ,

Mary

By Mary Kane

www.onlybyprayer.com

All rights reserved. Copyright 2013.